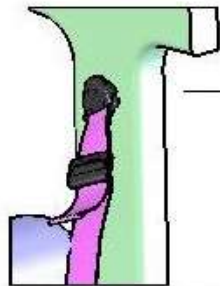


3-Point Seatbelt Selection Guide

Step 4 - Door post fitting

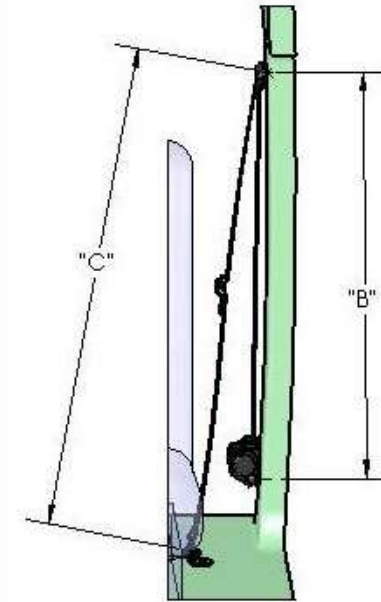
Is a door post fitting needed? If not a custom order will be required.



Adjuster for manually adjusted belt

Step 3 - Determine belt length

Measure belt in retracted position



Max Length = "B" + "C" + 75"
If the desired length is not available, a custom order will be required.

Step 1 - Select Buckle

Choice buckle style



Push Button



Lift Latch



All Metal



End Release

Do you want it floppy, sleeved or cable?



Floppy

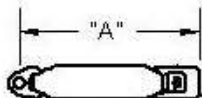


Sleeved

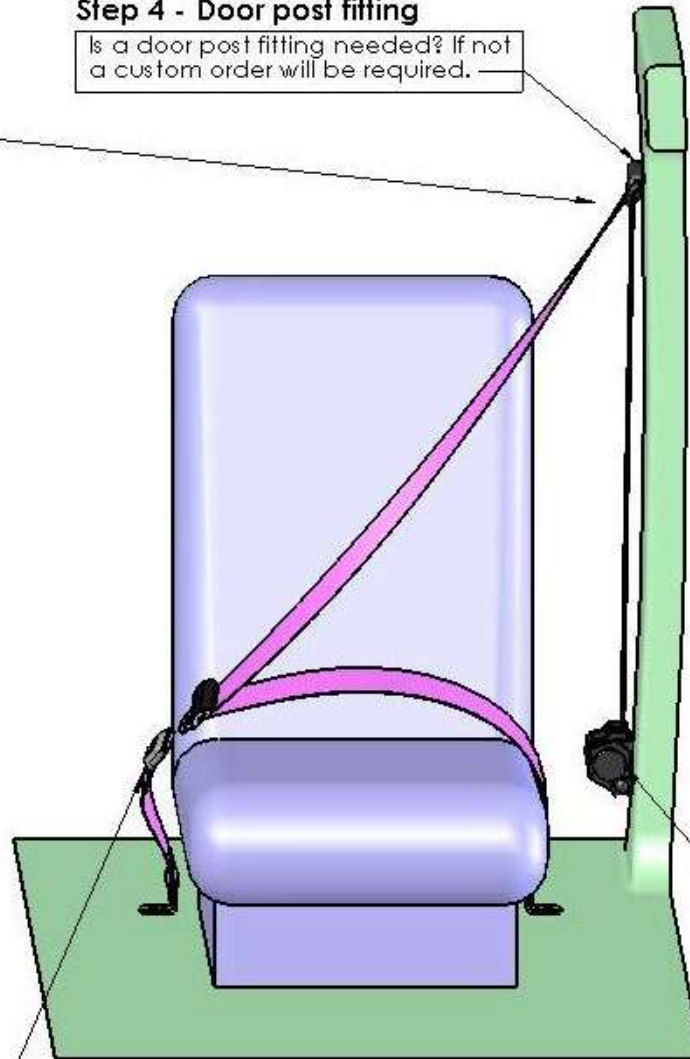


Cable

Determine buckle side length



If the desired length is not available, a custom order will be required. Lengths are limited for sleeved and cable buckles.



Step 2 - Retractor options

Is a retractor needed? Manually adjustable belts are available.

Is the mounting orientation correct? If not a custom order will be required.

For custom orders, contact Seatbeltplanet at: askus@seatbeltplanet.com